


"Universal" Dry Sump Pump Mounting Kits



Aviaid Lubrication Systems has developed a number of plate-type brackets that are used to mount a pump directly to the engine block. In addition to these application-specific plates, Aviaid offers a "universal" plate that will work with most any inline or V-type engine.

1 Ascertain where the plate could be attached to the block using existing holes that are on the same plane. The plate must be mounted exactly parallel to the centerline of the crankshaft on both horizontal and lateral axis.

2 Determine from where on crankshaft or damper a drive can be attached. Attach the pump to the plate and trial-fit it into the desired position (the 2" pump shaft extension should align with the intended drive gear at the front of the balancer).

3 Mark where the plate will attach to the block and drill the holes.


4 Attach the plate to the block and make sure the rows of 1/4-20 holes in the plate are exactly parallel to the centerline of the crank.

5 Affix the oil pump to the bracket and note the exact distance between the center of the pump shaft and the center of the crankshaft. This dimension needs to be given to Aviaid tech personnel to determine the correct hub and belt package to fit the application.

6 Belt tensioning adjustments can be done through use of supplied shims.

7 This is essentially a non-adjustable mount (save for the ability to change shims) that has proven to be very reliable.

Universal
Mounting
Plate




AVIAID



10041 Canoga Ave., Chatsworth, CA 91311
(fax: 818-998-8993) email: aviaid@aol.com

818-998-8991 • www.aviaid.com
"Lubrication Solutions Since 1961"

"Adjustable" Dry Sump Pump Mounting Kits



Aviaid Lubrication Systems offers a plate-type mounting bracket (which attaches to the engine block) that works in conjunction with a pivot—allowing belt tension to be adjusted.



Mounting an oil pump is a difficult enough process without having to deal with the ubiquitous "Big Block Chevy" or a "Small Block Chevy" mount. Aviaid seeks to provide another universal mechanism that allows mounting of custom pumps to a wide variety of engines with the ease and flexibility necessary in today's engine

packaging environment.

Aviaid's #39 blade mount incorporates a 10mm pivot bore in either the upper or lower corner of the pump.

A block with 10mm thru hole cut to the length of the space between the mounting blades is mounted to the block in the appropriate position. The pump is mounted to this block, which

provides a pivot point to allow belt tensioning. The lower point, threaded 8mm, is used with a turnbuckle arrangement to tension the belt and fix the pivot of the pump.

This mounting mechanism is available for most any pump configuration required to meet the engine builder's requirement.